

# SLB SERIES


## Technical data

IP65

Operating temperature  $-40^{\circ}\text{C}\sim+90^{\circ}\text{C}$

Maximum torque  $2\text{N}\cdot\text{m}$  (20kgf·cm)

## SLB WALL-MOUNT STAINLESS STEEL BOX SCREW TYPE



### FEATURE

- With wall-mounting brackets.
- IP65 enclosure with 4 screw.
- Made by stainless steel, and has resistance for corrosion, salt, weather.
- Can be used as EMI/RFI shield enclosure.

### Components

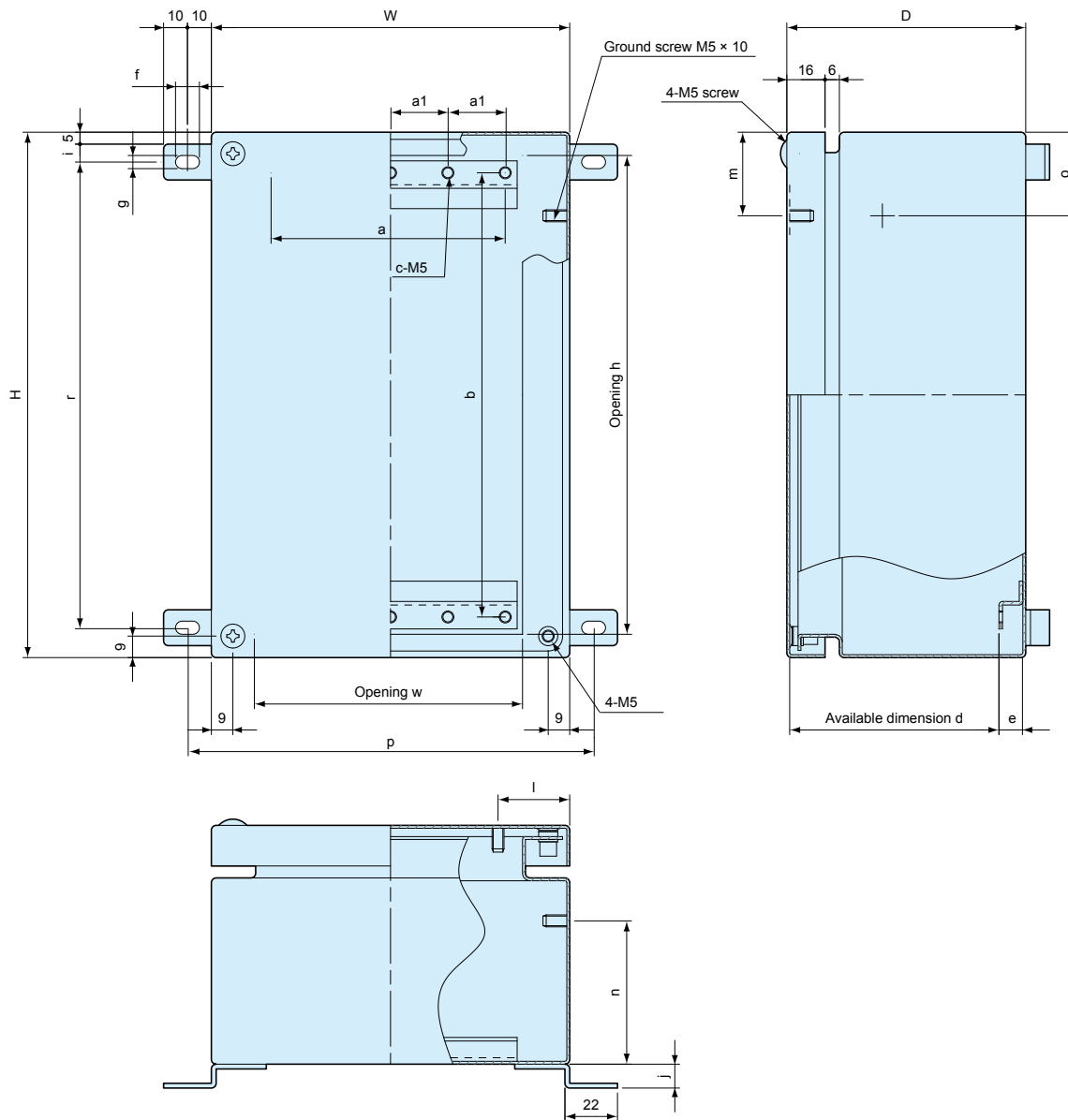
Ref. #	Part name	Pcs	Material	Color / Finish
1	Cover	1	Stainless steel t1.2	Polishing finish
2	Base	1	Stainless steel t1.2	Polishing finish
3	Gasket	1	EPDM	Black
4	Screw	4	Stainless steel M5	Unfinished
5	Z-Mounting bracket	2	Stainless steel t1.2	Unfinished
7	Mounting bracket	4	Stainless steel t2.0	Barrel finish

### Accessories (Optional parts)

Product name	Series	Catalog page
Mounting plate	SSC	P153
DIN-rail	FDR	P153

Product name	Series	Catalog page
Cable gland	MG · KG	P177
Metal cable gland	MKG	P178

SLB Dimensions

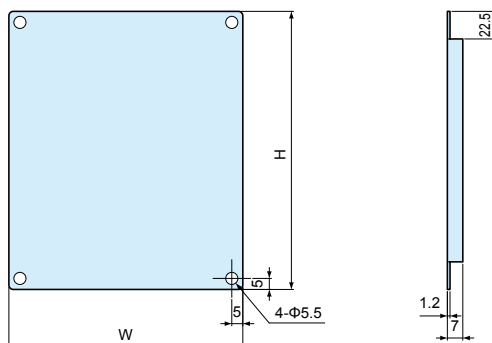



Part no. / Dimensions

Part no.	W	H	D	w	h	d	a	a1	b	c	e	f	g	i	j	l	m	n	o	p	r	Weight(kg)
SLB121508	120	150	80	80.5	130.5	67.6	66	33	116	6	10	10	5.5	7.5	10	30	30	40	30	140	125	0.9
SLB151508	150	150	80	110.5	130.5	67.6	96	24	116	10	10	10	5.5	7.5	10	30	30	40	30	170	125	1.1
SLB152206	150	220	60	110.5	200.5	51.1	96	24	186	10	6.5	10	5.5	7.5	10	35	35	20	35	170	195	1.3
SLB152210	150	220	100	110.5	200.5	87.6	96	24	186	10	10	10	5.5	7.5	10	35	35	50	35	170	195	1.6
SLB202010	200	200	100	160.5	180.5	87.6	146	36.5	166	10	10	10	5.5	7.5	10	35	35	50	35	220	175	1.8
SLB202806	200	280	60	160.5	260.5	51.1	146	36.5	246	10	6.5	10	5.5	7.5	10	35	35	20	40	220	255	1.9
SLB202812	200	280	120	160.5	260.5	107.6	146	36.5	246	10	10	10	5.5	7.5	10	35	35	60	40	220	255	2.5
SLB223312	220	330	120	180.5	310.5	107.6	166	41.5	296	10	10	11	6.5	9	14	35	35	60	40	240	302	3.0
SLB304015	300	400	150	260.5	380.5	137	246	61.5	366	10	10	11	6.5	9	14	40	40	75	45	320	372	4.8

## STAINLESS STEEL BOX OPTIONAL PARTS

### 1 SSC MOUNTING PLATE




Part no. / Dimensions

• With mounting screws.

Part no.	W	H	Material	Finish	Box size
SSC1215	76	126	Steel t1.2	Zinc coating	SSM · SLM · SSB · SLB 1215
SSC1515	106	126			SSM · SLM · SSB · SLB 1515
SSC1522	106	196			SSM · SLM · SSB · SLB 1522
SSC2020	156	176			SSM · SLM · SSB · SLB 2020
SSC2028	156	256			SSM · SLM · SSB · SLB 2028
SSC2233	176	306			SSM · SLM · SSB · SLB 2233
SSC3040	256	376			SSM · SLM · SSB · SLB 3040

### 2 FDR DIN-RAIL




Part no. / Dimensions

Part no.	L	Material	Finish	Box size
FDR-B126	126	Aluminium	Silver anodized	SSM · SLM · SSB · SLB 1215/1515
FDR-B176	176			SSM · SLM · SSB · SLB 2020
FDR-B196	196			SSM · SLM · SSB · SLB 1522
FDR-B256	256			SSM · SLM · SSB · SLB 2028
FDR-B303	303			SSM · SLM · SSB · SLB 2233
FDR-B376	376			SSM · SLM · SSB · SLB 3040

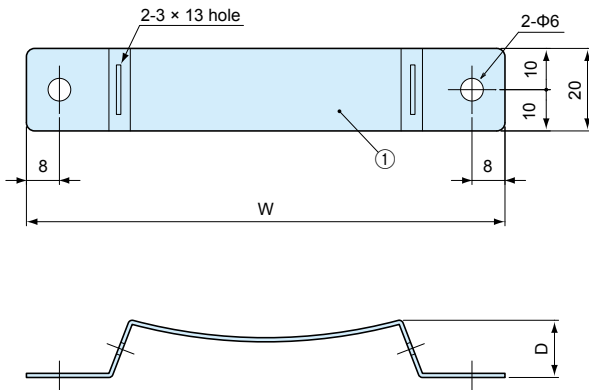
## Optional parts

### 3 SSP POLE MOUNTING BELT

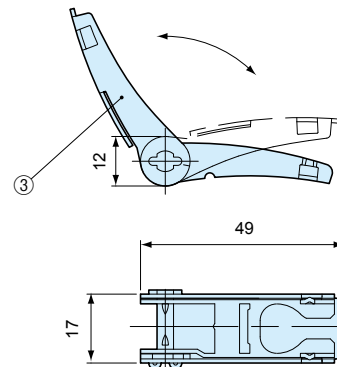


• 1set=Mounting bracket and belt.

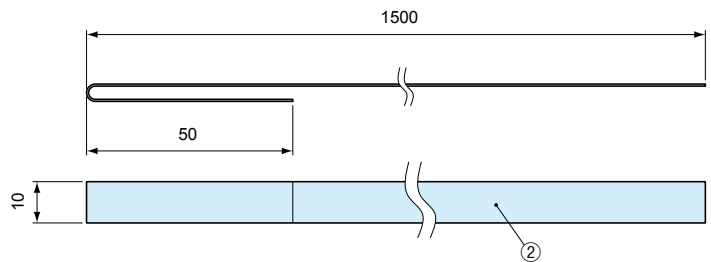
#### Mounting bracket



#### Stopper



#### Belt



#### Components

Ref. #	Part name	Pcs	Material	Finish
1	Mounting bracket	1	Stainless steel	Barrel finish
2	Belt	1	Stainless steel	Bright heat finish
3	Stopper	1	Stainless steel	Barrel finish

※With screws and nuts.

#### Part no. / Dimensions

Part no.	W	D	Unit	Max load	Belt length
SSP-76	76	12	1 set	120kg	1,500mm
SSP-116	116	14	1 set	120kg	1,500mm